

Fall Leaves Sampler

By, Liz Vigliotto 805 791 9706

lvigliotto@hotmail.com Website: www.lizvigliotto.com

Paints – DecoArt Americana Acrylic

- Aloe Green
- Asphaltum
- Black Plum
- Blue Mist
- Burnt Orange
- Desert Cactus
- Frosted Plum
- Honey Brown
- Light Sage
- Morning Mist
- Open Water
- Peaches n Cream
- Snow White
- Spiced Pumpkin
- Thicket Green
- Warm Sunset
- Yellow Ochre

Regular painting brushes plus the following:

Round: #1, 4 & 6 –

Flat: ½" & ¼" –

Liner: 5/0,

Drybrush: ½"

Blue Leaves

- Base coat with Light Sage
- Drybrush centers with Bleached Sand
- Float shade at the base of each leaf with Blue Mist and deepen with Open Water.
- Float highlights at the tips with Snow White.
- Stems and vein lines are Open Water

Green Leaves

- Base coat with Aloe
- Drybrush centers with Bleached Sand
- Float shade at the base with Desert Cactus and deepen with Aloe.
- Float highlights at the tips with Yellow Ochre.
- Stems and vein lines are Thicket

Orange Leaves

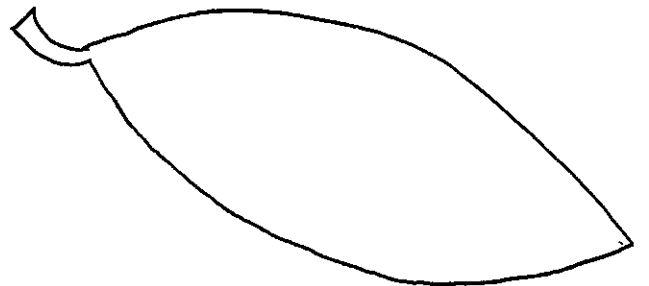

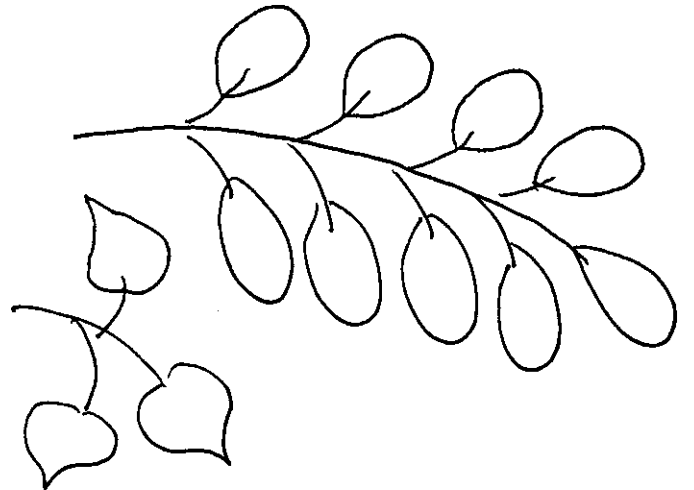

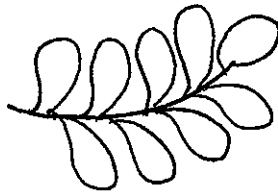

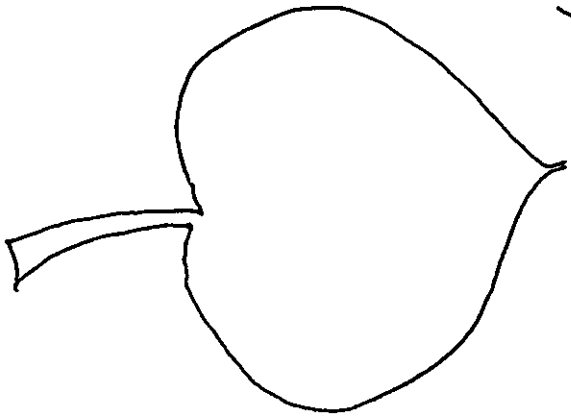

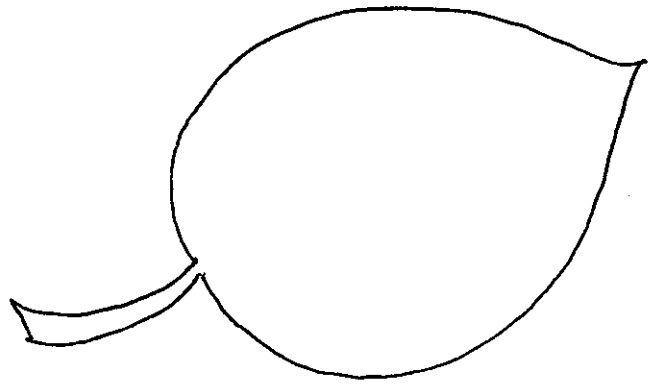

- Base coat Peaches and Cream
- Drybrush centers with Bleached Sand
- Float shade at the base with Spiced Pumpkin and deepen with Warm Sunset.
- Float highlights at the tips with Yellow Ochre.
- Stems and vein lines are Warm Sunset

Gold Leaves

- Base coat Sand
- Drybrush centers with Bleached Sand
- Float shade at the base and under with Honey Brown
- Stems and vein lines are Honey Brown

Purple Leaves

- Base coat Frosted Plum
- Drybrush centers with Bleached Sand
- Float shade at the base with Black Plum
- Stems and vein lines are Black Plum



..... SHADING
HIGHLIGHTING

